

b MELTEX



FLEXIBLE PRE-INSULATED PIPES



Meltex flexible pre-insulated pipes

- ✓ Easy to install and handle
- ✓ Durable materials
- ✓ Sold in specific lengths
- ✓ Extensive applications

Since 1995, more than 1.7 million metres of flexible MX-Arctiflex-, MX-Radiflex and MX-Saniflex pipe systems have been manufactured and delivered to customers in Finland and the other Nordic countries.



MX-Arctiflex

A thermally insulated pressure pipe with a self-regulating or standard-resistance heat tracer cable. The maximum assembly length for a self-regulating heat tracer cable with a single power supply is 100 m. A standard-resistance cable enables assembly lengths of up to several hundred metres with a single power supply. Also available without a heat tracer cable.

Applications: As a water pipe or pressure drain in locations with a risk of freezing. Without a heat tracer cable, the pipe is also an excellent fit for geothermal heating systems.

Materials: PE pressure pipe Ø 25-110 mm, pressure class PN 10 (1.0 MPa), cross-linked PEX foam insulation, flexible PE casing pipe Ø 70-200 mm.

Accessories: Electrical cable connection and end kit, pipe fittings, end cap, branching chambers.



MX-Radiflex and MX-Saniflex

Thermally insulated, cross-linked PEX-A pipes. Single- or twin-flow pipe elements. The PEX-A flow pipe has excellent thermal properties. Thermoflex pipe systems have high chemical resistance and are corrosion-free.

Applications: Heating and domestic water pipe systems outside buildings. Heating and domestic water pipe systems for blocks of flats, terraced houses, detached houses and farms. Also well suited for industrial applications thanks to its high chemical resistance.

MX-Radiflex for heating water: Oxygen diffusion protected, cross-linked red PEX-A pipe Ø 25-110 mm, pressure class PN 6 (0.6 MPa), continuous operation temperature 90 °C, cross-linked PEX foam insulation, flexible PE casing pipe Ø 110-200 mm.

MX-Saniflex for domestic water: Cross-linked white PEX-A pipe Ø 22-90 mm, pressure class PN 10 (1.0 MPa), continuous operation temperature 75 °C (peak temperatures up to 95 °C), cross-linked PEX foam insulation, flexible PE casing pipe Ø 110-200 mm.

Accessories: Pipe fittings, end cap, branching chambers.



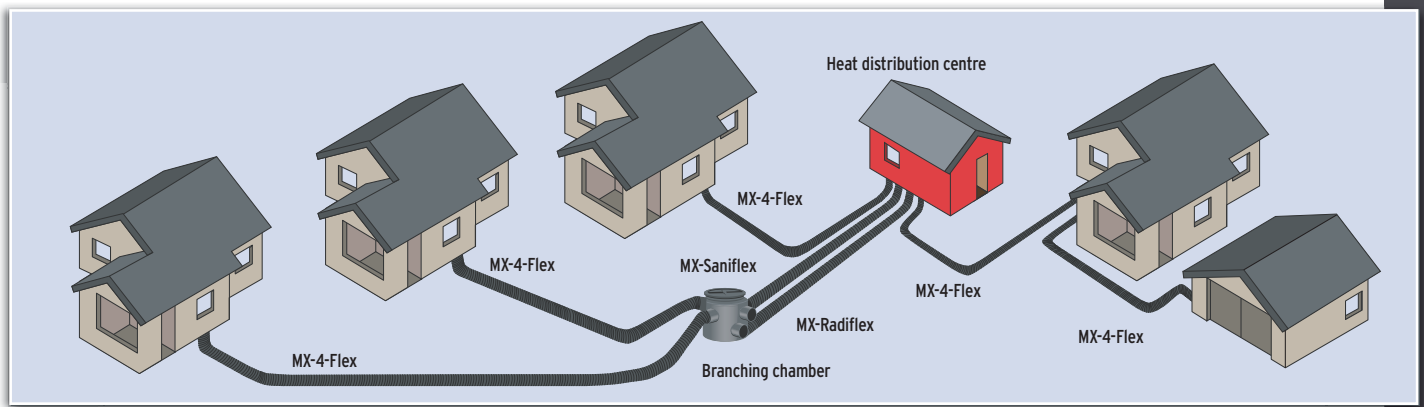
MX-4-Flex PN 6 / PN 10

A four-pipe thermal duct element for heating pipes and domestic water. Thanks to the four-pipe structure, the pre-insulated pipe system can be installed in a smaller space with less effort.

Materials: PEX-A domestic water pipes (Sani) Ø 28 mm + 22 mm. Oxygen diffusion protected PEX-A heating water pipes (Radi) 2 x 25 mm or 2 x 32 mm. Cross-linked PEX foam insulation, flexible PE casing pipe Ø 160 mm.

Accessories: Pipe fittings, branching chambers.





MX-Radiflex and MX-Saniflex:
for conveying heat and hot domestic water between buildings

A high-quality, durable structure

The cross-linked, closed-cell PEX foam insulation provides the pipes with high thermal insulation (0.037 W/mK) and a flexible and durable structure. The PEX foam quickly restores its shape after deformation, and the closed-cell structure prevents the absorption of water. The pipes are easy to install and handle, thanks to their flexibility. The pipe can be installed in long sections, easily going around obstacles without making unnecessary joints. As the PEX foam insulation is not fastened to the casing or flow pipe, thermal expansion of the pipe causes no problems. The structure ensures that the pipe remains straight after disassembly, and also easily withstands installation in sub-zero temperatures.

The corrugated casing pipe protects the flow pipe and provides high ring stiffness. The durable pre-insulated pipes can be installed at shallow depths, decreasing the need for earth-moving work.

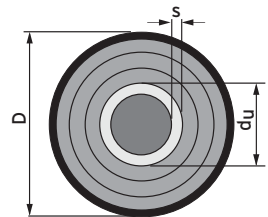
Installation

Pre-installed pipes must not be handled at temperatures below $-15\text{ }^{\circ}\text{C}$, and the coils must be unwound by rotating. When unwinding the coil, you should also check the pipe condition after transport and handling. The pipe installation pit must be underlaid with fine earth, and the use of drain pipes for the pit is recommended.

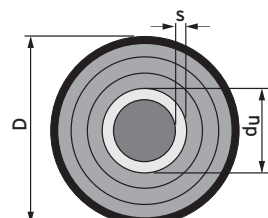
After successful pressure testing of the pipe system, the space around the pipe should be filled with fine earth. Mechanical packing of earth must not be started before there is at least 0.3 m of earth on top of the pipe. The recommended minimum installation depth is 0.5 m. For underpassing roads, the pipe system must be installed in a casing pipe or the load must be distributed using concrete slabs.

MX-Arciflex					
Size du x s / D (mm)	Max. coil length (m)	HVAC number		Weight without heat tracer cable (kg/m)	Bending radius (mm)
		With heat tracer cable	Without heat tracer cable		
25 x 2,3 / 70	200			0,6	450
32 x 3,0 / 70	200			0,7	500
40 x 3,7 / 70	200			0,8	550
40 x 2,4/70 PN8 *	200			0,7	550
25 x 2,3 / 110	200	1843025	1843525	0,7	450
32 x 3,0 / 110	200	1843032-001	1843532	0,8	576
40 x 3,7 / 110	200	1843040	1843540	1,3	720
50 x 4,6 / 160	100	1843050	1843550	2,3	900
63 x 5,8 / 160	100	1843064	1843564	2,8	1134
75 x 5,6 / 160	100	1843070	1843570	2,9	1350
90 x 6,7 / 200	100	1843072	1843572	3,5	1620
110 x 8,1 / 200	100	1843073	1843574	4,9	1980

* 40 x 2,4/70 PN8 pipe is used to transfer geothermal heat in particular.

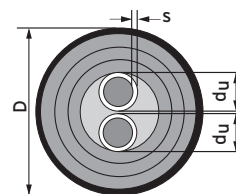


MX-Radiflex Single					
Size du x s / D (mm)	Max. coil length (m)	HVAC number	Weight (kg/m)	K value (W/m K)	Bending radius (mm)
25 x 2,3 / 110	200	3011604	0,9	0,185	350
32 x 2,9 / 110	200	3011606	1,0	0,226	400
40 x 3,7 / 110	200	3011608	1,4	0,283	400
50 x 4,6 / 160	100	3011610	2,2	0,237	500
63 x 5,8 / 160	100	3011614	2,5	0,304	600
75 x 6,8 / 160	100	3011616	3,0	0,385	800
90 x 8,2 / 200	100	3011618	4,4	0,362	1200
110 x 10,0 / 200	100	3011620	5,1	0,510	1200

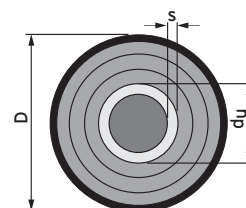


MX-Radiflex Twin

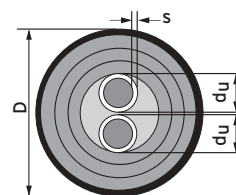
Size du x s / D (mm)	Max. coil length (m)	HVAC number	Weight (kg/m)	K value (W/m K)	Bending radius (mm)
2 x 25 x 2,3 / 160	100	3011654	1,9	0,237	500
2 x 32 x 2,9 / 160	100	3011656	2,1	0,310	600
2 x 40 x 3,7 / 160	100	3011658	2,4	0,427	800
2 x 50 x 4,6 / 160	100	3011660	2,7	0,689	1000

**MX-Saniflex Single**

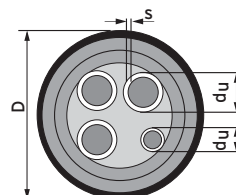
Size du x s / D (mm)	Max. coil length (m)	HVAC number	Weight (kg/m)	K value (W/m K)	Bending radius (mm)
22 x 3,0 / 110	200	3011502	0,9	0,169	350
28 x 4,0 / 110	200	3011504	1,1	0,202	350
32 x 4,4 / 110	200	3011506	1,2	0,226	400
40 x 5,5 / 110	200	3011508	1,6	0,283	400
50 x 6,9 / 160	100	3011510	1,9	0,237	500
63 x 8,7 / 160	100	3011514	3,0	0,304	700
75 x 10,3 / 160	100	3011516	4,0	0,385	900
90 x 12,3 / 200	100		4,8	0,362	1400

**MX-Saniflex Twin**

Size du x s / D (mm)	Max. coil length (m)	HVAC number	Weight (kg/m)	K value (W/m K)	Bending radius (mm)
22x3,0 + 22x3,0 / 160	100	3011554-2222	1,3		500
28x4,0 + 22x3,0 / 160	100	3011554	1,6	0,240	600
28x4,0 + 28x4,0 / 160	100	3011554-2828	1,7		
32 x 4,4 + 22 x 3,0 / 160	100	3011556	2,1	0,310	600
32 x 4,4 + 28 x 4,0 / 160	100	3011557	2,2	0,310	800
32 x 4,4 + 32 x 4,4 / 160	100	3011554-3232	2,4		800
40 x 5,5 + 22 x 3,0 / 160	100	3011558-4022	2,3	0,430	800
40 x 5,5 + 28 x 4,0 / 160	100	3011558	2,5	0,430	800
40 x 5,5 + 32 x 4,4 / 160	100	3011559	2,7	0,430	900
40 x 5,5 + 40 x 5,5 / 160	100	3011564	2,9		900
50 x 6,9 + 28 x 4,0 / 160	100	3011561	3,1	0,600	900
50 x 6,9 + 32 x 4,4 / 160	100	3011560	3,7	0,620	900
50 x 6,9 + 40 x 5,5 / 160	100	3011562	3,9	0,640	1000
50 x 6,9 + 50 x 6,9 / 160	100	3011563	4,1	0,690	1000

**MX-4-Flex PN 6 / PN 10**

Size du x s / D (mm)	Max. coil length (m)	HVAC number	Weight (kg/m)	K value (W/m K)	Bending radius (mm)
2 x 25 x 2,3 / 28 x 4,0 + 22 x 3,0 / 160	100	3011665	1,9	0,169	500
2 x 32 x 2,9 / 28 x 4,0 + 22 x 3,0 / 160	100	3011670	2,3	0,202	600



MELTEX OY
PLASTICS

Meltex Oy Plastics
Taivaltie 2
FI-01610 Vantaa
Finland
Tel. +358 20 777 0007
Email sales@meltex.fi
www.meltex.fi

Meltex Oy Plastics - Sipoo
Svartbölentie 10
FI-04130 Sipoo
Finland
Tel. +358 20 777 0260
Email sales@meltex.fi
www.meltex.fi